

Museum Road

Museum Road is a nickname for the 1.2 km road that runs north-south, connecting Hyogo Prefectural Museum of Art and Kobe Oji Zoo. The area features many public artworks, which have become part of the townscape. Going down the slope, you will come to the sea. When you come near the glass-walled BB Plaza Museum of Art, you can see "Mikaeru" the frog on the roof of the Hyogo Prefectural Museum of Art.



1 Museum Road Monument
JR Nada Station south square



2 A colorful station
Hanshin Railway Iwaya Station

The appearance of the monument changes depending on the viewing angle. It represents the diverse world views that emerge as you experience the works of art around the Museum Road and the atmosphere there.

Masahiro Eimoto
2018

Hanshin Railway Iwaya Station is a colorful building painted green and yellow, the colors of Mikaeru on the roof of the Prefectural Museum of Art.



3 Straw circle
Minume Shrine



4 Pea monster
Museum Road

In the old days, this shrine faced the sea. During the autumn festival in October, a large chinowa (a ring made of straw) is set up in the precincts.

This giant object looks as if it is lumbering along the sidewalk. The peas at its feet are the bench.

PEASE CRACKER
Noboru Tsubaki
2014



5 Flower pot for an iron plant
HAT Kobe Nadanohama



6 Hard workers at the port
HAT Kobe Nadanohama

This furniture art features a bucket once used at the Kobe Steel Iwaya Plant, which was originally located on this site. There are also "Bulb go," "Seed go," and "Pollen go."

Spore go
Chyu Enoki
1999

This is a port where barges, which have become less common in Kobe, come and go. You cannot help but cheer on seeing a small tugboat patiently pulling a big barge.



Photography tips for Sea area

- Include the sky in a well-balanced way.
- Make sure that the horizon is level.
- Make the most of buildings' silhouette.
- Dusk is also a good time for shooting.

To Hyogo Prefectural Museum of Art

The Hyogo Prefectural Museum of Art at the southern end of the Museum Road is one of the largest museums in western Japan, and was designed by architect Tadao Ando. There are plenty of photogenic spots, including corridors and terraces. The view of the port from the Grand Staircase facing the sea is exceptional.



7 Mikaeru (Kobe Frog)
Rooftop of the Hyogo Prefectural Museum of Art


Gazing down at us from the rooftop of the Prefectural Museum of Art is a giant frog. It is hidden when the weather is bad.

Kobe Frog
Florentijn Hofman
2011



8 Nagisa-chan
Under the Grand Staircase


The statue of a young girl, nicknamed Nagisa-chan, holds a shining sun as a symbol of hope for the future. It is a popular photo location.
Sun Sister
Kenji Yanobe
2015



9 Green Apple
Sea Deck

The art installation featuring a giant apple was created by Tadao Ando, who designed the Prefectural Museum of Art.

Outdoor exhibit: Green Apple
2018



10 Cut-out sky and sea
Wind Deck

The sky and sea are cut out in the silhouette of the buildings. Looking closely, you can see giraffe-like gantry cranes in the distance.



BB Plaza Museum of Art ☎078-802-9286
BB-Plaza 2F, 4-2-7 Iwaya-naka-machi, Nada-ku, Kobe
10:00-17:00 (admission until 16:30)
Closed: Monday (or the next weekday, if Monday is a national holiday) Exhibition change period
Fees vary according to the exhibition
<http://bbpmuseum.jp/>



Hyogo Prefectural Museum of Art ☎078-262-1011
1-1-1 Wakinohama Kaigan-dori, Chuo-ku, Kobe
10:00-18:00 (admission until 17:30)
Closed: Monday (or the next weekday, if Monday is a national holiday)
Fees vary according to the exhibition
<https://www.artm.pref.hyogo.jp/>

Walk along the seaside in HAT Kobe Nagisa Park

Nagisa Park, stretching east to west along the sea, is a place where people can jog, walk, or just relax and gaze out at the sea, spending their time as they please. There are many public artworks in the park.



11 A family in Nagisa Park
HAT Kobe Nagisa Park

The sculpture was made by creating 3D models of each phase of water drops falling and spreading on the ground, and then inverting and stacking them. It could look like a family of aliens taking a walk in the park.

Ether (family)
Kohei Nawa
2021



12 Giant bronze bear
HAT Kobe Nagisa Park

This is a bronze sculpture of a giant bear staring at the mountains. Looking closely at its face, you can see that the right eye is green and the left eye is blue. They reflect the green of Mt. Rokko and the blue of the sea.


Animal 2021-01-B (KOBÉ Bear)
Atsuhiko Misawa
2021



13 Toy-like benches
HAT Kobe Nagisa Park

A fun bench-shaped artwork that looks as if it popped out of a child's drawing. The clock hands point to 5:46, the time when the Great Hanshin-Awaji Earthquake occurred.

Yume/Kizuna (Dream/Bonds)
Sadamasu Motonaga, Etsuko Nakatsuji
2001



14 The feel of the steelworks
HAT Kobe Wakinohama

A reddish-brown iron artwork. A Kawasaki Steel plant was located here.

Walk along the former Rinko Line to JR Nada Station

The Kobe Rinko Line was a section of railway line that opened in 1907, branching off of the Tokaido Main Line to Kobeko Station. The train track has been converted into a promenade.



15 A railroad track here!
Former Kobe Rinko Line Promenade

The track used on the Rinko Line remains; it seems as if you are on a local train line somewhere far away.



16 Shokai Overpass
Former Kobe Rinko Line Promenade

Built in the Meiji Era, the pier looks like a collage work.

MUSEUM ROAD PHOTO WALK GUIDE MAP

Museum Road

Photo Walk Guide

- Feel the Sea, Mountains and Art

SEA SIDE