


Start with a Saka Bus to Mt. Maya

Take the small community "Saka Bus" departing from the south exit of JR Nada Station to Maya Cable Station. From there, transfer to the Maya Viewline (Maya Cable Car & Ropeway) to Kikuseidai Observatory on Mt. Maya, at an altitude of 690 m. On the way back, walk down the mountain. The hiking trail is dotted with "Maya ruins" of Kobe, such as spiritual sites with huge rocks and trees, old mountain temple ruins, and hotel ruins.



1 Not a drone
Maya Ropeway

Enjoy fresh greenery in spring and colored leaves in autumn. The shadow of a ropeway gondola is seen on the old-growth forest of Mt. Maya.



2 Jewels on your palms
Kikuseidai Observatory on Mt. Maya

Kikuseidai Observatory commands an amazing night view. The lights of the city are like jewels.



3 Holy old man of Maya
Mt. Maya Historic Park

The huge cedar tree, which is believed to be 1,000 years old, has an overwhelming presence even after it has withered.

Photography tips for Mountain area

- When taking a distant view, include trees or people in the foreground to capture the entire scene.
- Include not only the main subject but also the background.
- Dusk just before dark is also beautiful.
- Mountains have different atmospheres depending on the season, even in the same place.

Maya Viewline (Maya Cable Car & Maya Ropeway) ☎078-861-2998 <https://koberope.jp/maya>
[Hours] Monday, Wednesday and Thursday in spring, autumn and winter: 10:00 to 17:30; Friday, Saturday, Sunday and public holidays in spring and autumn and every day in summer: 10:00 to 20:50; Friday, Saturday, Sunday and public holidays in winter: 10:00 to 19:50
[Closed] Tuesday (or the next weekday, if Tuesday is a national holiday. Open every day from July 20 to August 31)

Down the slope from Cable Station to Suidosuji

If you go down the slope while seeing the sea in the distance, you can encounter works of art on the street. When you see an arcade, that will be Suidosuji – a major shopping zone with 10 markets and shopping streets. Lots of delicious foods are available.

Deep-fried food is the typical gourmet offering of Suidosuji!



4 Cherry blossom tunnel
Under Maya Cable Station

In spring, a steep slope of about 400 meters turns into a pink tunnel.



5 Boy with a flower
Fukuzumi Park

A bronze statue in the park. The flower the boy holds is changed from time to time.



6 Ultraman's house
Nada Kaijyu Museum

What? Ultraman? It's a monster museum.



7 A bus in the arcade!
Nada Chuosuji Shopping Street

Saka Bus is a community bus that runs in an arcade, a rarity in Japan.



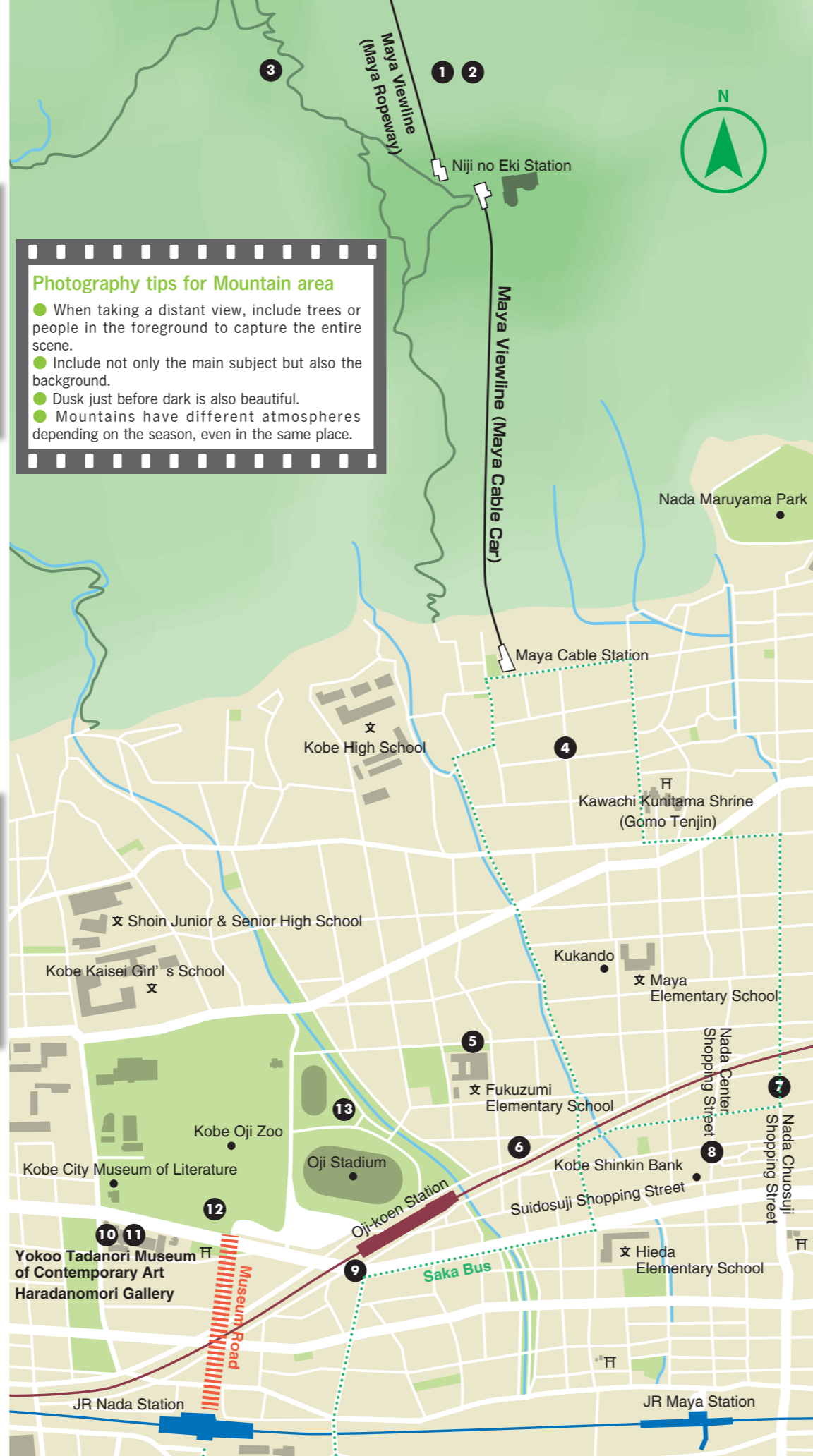
8 Alien in the shopping street
Nada Center Shopping Street

The mysterious object on the wall of this coffee shop is the work of Chu Enoki, a contemporary artist.




9 Night on the Galactic Railroad
Hankyu Oji-koen Station viaduct

The stylish, classic arch bridge has been certified as a Civil Engineering Heritage site.



Around Oji Park

The area has many facilities such as a zoo, art museums, and a literary museum. Originally, there was a large forest called Harada-no-Mori, dense with trees in this area.



10 Collage of mountains and city
Yokoo Tadanori Museum of Contemporary Art

Looking at the mountain side from the window on the fourth floor of the museum, you can enjoy a kaleidoscopic view.



11 Sky, mountains and bricks
Haradanomori Gallery

The gallery was designed by Togo Murano, one of Japan's leading architects. It features beautiful contrast of light and shadow.



12 Flamingo heart
Kobe Oji Zoo

If you are lucky, you can take a photo of a heart at the flamingo pond near the entrance.



13 Objects that can be climbed
Kobe Mountaineering Training Institute

There are lots of colorful objects on the wall for climbing practice.



Kobe Oji Zoo ☎078-861-5624

3-1 Oji-cho, Nada-ku, Kobe
[Opening Hours] March-October : 9:00-17:00
November-February : 9:00-16:30
(Admission until 30 minutes before closing time)
[Closed] Wednesday
(Open if Wednesday is a Public Holiday)
[Admission Fee] 600yen Free for junior high school students and younger
<http://www.kobe-ojizoo.jp/>



Yokoo Tadanori Museum of Contemporary Art ☎078-855-5607

3-8-30 Harada-dori, Nada-ku, Kobe
[Opening Hours] Tue-Sun: 10:00-18:00
(admission until 17:30)
[Closed] Monday
(or the next weekday, if Monday is a national holiday)
[Admission Fee] Fees vary according to the exhibition
<https://ytmoca.jp/>



Kobe City Museum of Literature ☎078-882-2028

3-1-2 Oji-cho, Nada-ku, Kobe
[Opening Hours] weekday : 10:00-18:00
Saturdays, Sundays, and holidays : 9:00-17:00
[Closed] Wednesday
(or the next weekday, if Wednesday is a national holiday)
[Admission Fee] Free
<http://www.kobebungakukan.jp/>

MUSEUM ROAD PHOTO WALK GUIDE MAP

Museum Road

Photo Walk Guide

- Feel the Sea, Mountains and Art

MOUNTAIN SIDE